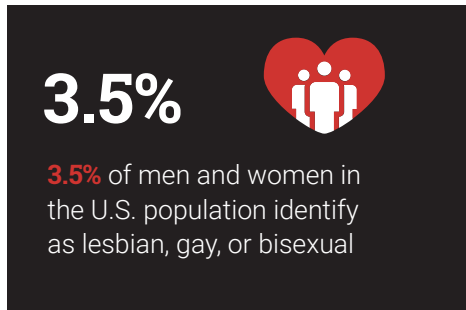


Sexual Minority Representation in U.S. Jails and Prisons

*The term sexual minority is an umbrella term that includes those who identify as lesbian, gay, or bisexual (LGB), and those with same-sex partners but who do not identify as LGB



3x

The incarceration rate of self-identified LGB persons is more than **3x** that of the U.S. adult population

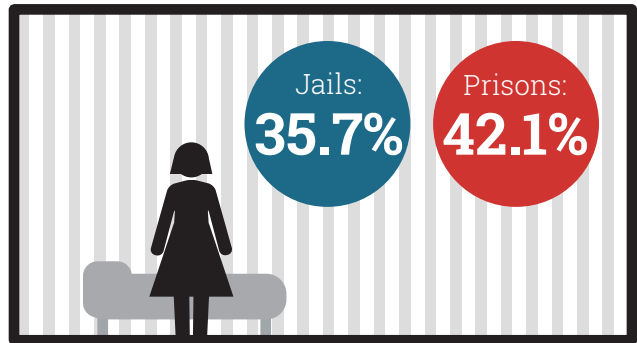


LGB vs. U.S. adults incarceration rate: 1,882 vs. 612 per 100k

Men sexual minority* representation in jails (6.2%) and prisons (9.3%)



Women sexual minority* representation in jails (35.7%) and prisons (42.1%)



Sexual minority status is associated with negative experiences:



More likely to receive prison terms exceeding 20 years




More likely to have spent time in solitary confinement or disciplinary segregation



More likely to be sexually victimized while incarcerated



29.3% of gay and bisexual men have experienced serious psychological distress, compared to 13.6% of straight men



24.7% of lesbians and bisexual women have experienced serious psychological distress, compared to 18.8% of straight women